# TECHNICAL DATA

| Working Range | | V90 | V110 |
|---|---|---|---|
| Distance between centres | inch | 118.1–472.4 | 118.1–472.4 |
| Swing over bed | inch | 37 | 45.7 |
| Swing over cross slide | inch | 23.2 | 31.9 |
| Cross slide travel | inch | 22.8 | 22.8 |
| Width of bed | inch | 35.4 | 35.4 |
| **Main Spindle** | | | |
| Spindle nose size acc. to DIN ISO 702-3 (DIN 55027 (26)) | size | 15 (20) | 15 (20) |
| Spindle bore | inch | 6.5 | 6.5 |
| Other spindle bores | inch | 10.3/14.3 | 10.3/14.3 |
| Spindle diameter in front bearing | inch | 9.3/13/17.6 | 9.3/13/17.6 |
| **Main Drive** | | | |
| Drive power at 60 %/100 % duty cycle | hp | 60.3/49.6 | 60.3/49.6 |
| Max. torque at spindle | lb ft | 5,900 | 5,900 |
| Speed range | rpm | 1–900 | 1–900 |
| **Feed Range** | | | |
| Feed force longitudinal | lb | 2,039 | 2,039 |
| Rapid traverse rate Z/X | inch/min | 0.4/0.2 | 0.4/0.2 |
| Feed range | inch/rev | 0.00004–2 | 0.00004–2 |
| **Thread cutting range** | | | |
| Metric threads | mm | 0.1–2,000 | 0.1–2,000 |
| Imperial threads | TBI | 112–1/64 | 112–1/64 |
| **Tailstock** | | | |
| Quill diameter | inch | 5.5 | 5.5 (7.1) |
| Inside taper of quill | MT | 6 | 6 (metr. 100) |
| **Weight** | | | |
| Machine weight | lb | 35,280–63,940 | 37,480–66,1340 |
| **Machine Accuracy** | | | |
| Acceptance accuracy | DIN | 8606/8607 | 8606/8607 |

We reserve the right to make technical changes | 10/23 · 5.0915.14.90.02.01

LEFLORE TECHNOLOGIES
5698 FM 3455 Rd. | Navasota, TX 77868
Office: (936) 510-8170 | info@lefloretech.com
www.lefloretech.com

User videos are available on the WEILER Channel at
YouTube

**WEILER Werkzeugmaschinen GmbH**
Friedrich K. Eisler Strasse 1
91448 Emskirchen
Germany
Phone +49 (0)9101-705-0
Fax +49 (0)9101-705-122
info@weiler.de | www.weiler.de

# PERFECT SOLUTION FOR A WIDE RANGE OF APPLICATIONS

**Field of application: oil and gas industry**

**Field of application: wind energy**

**Field of application: shipbuilding**

**Field of application: hydraulics**



# PRECISION IN ALL DIMENSIONS

BLUECOMPETENCE Alliance Member
Partner der Nachhaltigkeitsinitiative des Maschinen- und Anlagenbaus

# V-SERIES

## 4-Way Precision Lathes with Automated Cycles

WEILER
www.weiler.de

SERVICE
RADIAL DRILLING MACHINES
CNC LATHES
CYCLE-CONTROLLED LATHES
TOOL ROOM LATHES/SEMI-CYCLE CONTROLLED LATHES

# V90/V110: LIMITLESS ECONOMIC EFFICIENCY FOR ALL LENGTHS

The Weiler 4-way precision lathe with automated cycles embodies the implementation of the Weiler cycle controller, that is well-known and proven from over a thousand E-Series installations, into a 4-way bed lathe. The V-Series has been specially developed for the economic machining of long workpieces. To enable this, the slides can overrun the steady rest and tailstock.

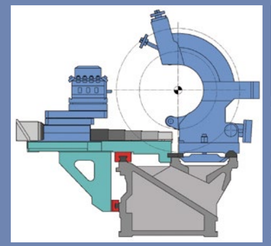

The machine takes its name from the four guideways along which the slides, tailstock and steady rest are moved. Precise, anti-friction bearings on a heavy-duty and torsion-resistant bed ensure the utmost positioning accuracy of the bed slides. The tailstocks and steady rest are precisely guided on hardened and finely-ground steel rails that are screwed on to the machine.





The design provides the straight-forward and precise change-over of the various tooling systems that range from tool turret, boring block and milling attachment through to a grinding unit on a quick-release plate.

Steady rests open version

Steady rests closed version

Steady rests self-centering version

Fixed ring steady rests with face plate or three-jaw chuck




**Fast and simple communication between man and machine**
Even without prior programming knowledge, the smart WEILER software guides the operator through the program. Using automated cycles, you can control the V-Series like a "manually operated" machine. Or you can completely program the workpiece contour with the assistance of the geometry processor that can automatically calculate the points of intersection. For further information, please refer to the separate WEILER control brochure.

**The three basic principles for working with all V-series machines**

1. Simple workpieces are processed in the same way as with a conventional machine, only more efficiently.
2. Elaborate parts are processed in the same way as with a conventional machine, only faster.
3. Complex parts are processed in the same way as with a CNC machine, only easier.

**Data transfer interfaces**

- USB
- Network-compatible

**New control with large 22" TFT touchscreen:**
Clear and easy to operate

**Easy data entry and display**
The machine and machining data are entered with the practice in mind and displayed clearly.

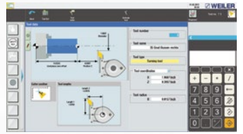

**Tool management**
Simple, menu-supported input and management of tool data with the option of creating a user parameter database.

**Thread cycle**
Entering the thread geometry only requires minimal data.

**Cutting cycle – various parameters for machining**
Cutting is possible lengthwise and flat using any method.

**Cutting cycle geometry**
The contour is created by lining up simple contour elements. The intersections are calculated automatically.

**Simulation**
The processing of workpieces can be simulated using line and material removal graphics.